




Reception News



Friday 21st November


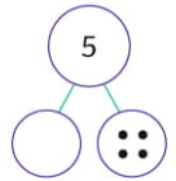


We started the week with a mysterious message in a bottle from the Night Pirates, a rough, tough gang of girl pirates, asking if we had what it takes to join them! We enjoyed reading their story and then trying to persuade them that we would be great new recruits. We are loving our pirates theme—there have been hats, eye patches, treasure maps and even people walking the plank! Ahoy me hearties!

Phonics

We are having a big focus on letter formation and making sure that we are using the Read, Write Inc rhymes to help us write our letters correctly. See if your child can write their whole name, paying attention to the detail of each letter.

Maths We have used 5 frames and the part-part-whole model to investigate the composition of 4 and 5 this week, with some children being able to talk about this in terms of taking away as well as adding together. Try playing a game with 5 counters, hiding some and seeing if your child can calculate how many you have “stolen”.



We are practising our Twinkly Nativity play most days now, and you may be hearing the songs at home! This will be performed on 11th and 12th December at 9:15am.

A few families have not yet requested tickets—please ensure this is done by Monday so that we can look at numbers and allocate tickets.

At the moment, the Friday is looking more popular, so some people may not get their first choice due to fire safety regulations (we are capped at 90 people per performance). **Please be aware the allocation is 2 tickets PER CHILD (not per performance/parent) - if more than this have been requested we will unfortunately not be able to accommodate these.**

If your child has words to learn, these will be in their book bag. Please practise saying them at home so your child feels confident.

Sign of the Week

We use sign to support all the children in our setting.



Follow the link to learn our sign of the week with your children. Next week our sign will be **take turns**.

<https://www.youtube.com/watch?v=hQjrhrGPUjc>

Dates:

PTA Christmas Fair is 11-2 on Saturday 29th November, at school.

























Christmas **craft afternoon** will be 2:15pm on Tuesday 16th December—come and join your child for some fun craft activities in school.

Christmas **dinner for children** is Tuesday 16th December, please ensure you have booked this through Parent Pay.

Christmas **party day** is Friday 19th December. This is also the last day of term.



Rhymes for letter formation - taken from Read Write Inc.

<p>a</p>  <p>Around the apple and down the leaf.</p>	<p>b</p>  <p>Down the laces to the heel and around the toe.</p>	<p>c</p>  <p>Curl around the caterpillar.</p>	<p>d</p>  <p>Around the dinosaurs bottom, up his tall neck & down to his toes.</p>	<p>e</p>  <p>Lift off the top and scoop out the egg.</p>	<p>f</p>  <p>Down the stem and draw the leaves.</p>
<p>g</p>  <p>Around the girls face, down her hair and give her a curl.</p>	<p>h</p>  <p>Down the head, to his hooves and over his back.</p>	<p>i</p>  <p>Down the body and dot for the head.</p>	<p>j</p>  <p>Down his body, curl, dot for his head.</p>	<p>k</p>  <p>Down the kangaroo's body, around its tail and down its leg.</p>	<p>l</p>  <p>Down the long leg.</p>
<p>m</p>  <p>Down Maisie, mountain, mountain.</p>	<p>n</p>  <p>Down Nobby and over his net.</p>	<p>o</p>  <p>All around the orange.</p>	<p>p</p>  <p>Down the pirates plait and around his face.</p>	<p>qu</p>  <p>Round her head, up past her earring, down her hair, and flick.</p>	<p>r</p>  <p>Down the robots back and curl over his arm.</p>
<p>s</p>  <p>Slither down the snake.</p>	<p>t</p>  <p>Down the tower, across the tower.</p>	<p>u</p>  <p>Down and under, up to the top and draw the puddle.</p>	<p>v</p>  <p>Down a wing, up a wing.</p>	<p>w</p>  <p>Down, up, down, up.</p>	<p>x</p>  <p>Down the arm and leg, repeat the other side.</p>
<p>y</p>  <p>Down a horn, up a horn and under head.</p>	<p>z</p>  <p>Zig-zag-zig.</p>				

With number formation we always start at the top of the number.

