




Reception News

Friday 14th November



We loved welcoming so many of you to our Reading for Pleasure workshop and story this week! There were some magical moments in the classrooms as we got to share some of our favourite books with you all. If you can spend 2 minutes completing the feedback form, we would really appreciate your comments.



We have gone on adventures with Mr Gumpy this week, following the storyline we have learnt in 'Talk for Writing' lessons. We enjoyed making up our own versions of the story and drawing story maps to show these.

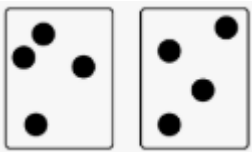
We have also discussed Remembrance, and held a one minute silence in the classroom on Monday 11th November to say thank you to anyone who helps our country.



Phonics

We are reinforcing gaps in single letter sounds and are really pleased with the children's progress in their blending, which has been a big focus this half term. Building up the children's hand strength to improve their pencil control is really crucial in supporting letter formation, so any Play-Doh, beads, mark making, building or anything that requires focus or resistance on their finger movements will be beneficial. <https://theimaginationtree.com/40-fine-motor-skills-activities-for-kids/>

Maths: We are continuing to explore 4 and 5, practising subitising dot patterns in different



arrangements, and discussing how these numbers are made up. Many children are becoming confident telling us 1 more of numbers up to 5, but still find it tricky to recall what we mean by 1 less.

Please remember to return library books and reading books each **Friday** so that they can be swapped. Reading little and often best supports their learning. Please record each time you have read with your child in their reading records.

Sign of the Week

We use sign to support all the children in our setting. Follow the link to learn our sign of the week with your children. Next week our sign will be SAFE.

<https://www.youtube.com/watch?app=desktop&v=fAg5hk55ROg>



























This week we have also participated in Odd Socks day to celebrate difference, World Kindness Day and Children in Need! We are developing kind, thoughtful, empathetic little people.

Thank you for your support with these special days.




If your child no longer wants daily milk, please remove them from the list via the Cool Milk website.

Rhymes for letter formation - taken from Read Write Inc.

<p>a</p>  <p>Around the apple and down the leaf.</p>	<p>b</p>  <p>Down the laces to the heel and around the toe.</p>	<p>c</p>  <p>Curl around the caterpillar.</p>	<p>d</p>  <p>Around the dinosaurs bottom, up his tall neck & down to his toes.</p>	<p>e</p>  <p>Lift off the top and scoop out the egg.</p>	<p>f</p>  <p>Down the stem and draw the leaves.</p>
<p>g</p>  <p>Around the girls face, down her hair and give her a curl.</p>	<p>h</p>  <p>Down the head, to his hooves and over his back.</p>	<p>i</p>  <p>Down the body and dot for the head.</p>	<p>j</p>  <p>Down his body, curl, dot for his head.</p>	<p>k</p>  <p>Down the kangaroo's body, around its tail and down its leg.</p>	<p>l</p>  <p>Down the long leg.</p>
<p>m</p>  <p>Down Maisie, mountain, mountain.</p>	<p>n</p>  <p>Down Nobby and over his net.</p>	<p>o</p>  <p>All around the orange.</p>	<p>p</p>  <p>Down the pirates plait and around his face.</p>	<p>qu</p>  <p>Round her head, up past her earring, down her hair, and flick.</p>	<p>r</p>  <p>Down the robots back and curl over his arm.</p>
<p>s</p>  <p>Slither down the snake.</p>	<p>t</p>  <p>Down the tower, across the tower.</p>	<p>u</p>  <p>Down and under, up to the top and draw the puddle.</p>	<p>v</p>  <p>Down a wing, up a wing.</p>	<p>w</p>  <p>Down, up, down, up.</p>	<p>x</p>  <p>Down the arm and leg, repeat the other side.</p>
<p>y</p>  <p>Down a horn, up a horn and under head.</p>	<p>z</p>  <p>Zig-zag-zig.</p>				

With number formation we always start at the top of the number.





Mr Gumpy's Motor Car.

Can you create a story map for Mr Gumpy's Motor Car?